



# 2019 DuPage County Community Health Needs Assessment

In partnership with:



## Table of Contents

	Page
Executive Summary	3
Introduction	9
Collaborative Process and Assessment Methodology	15
• Community Health Status Assessment (CHSA): Community Profile	15
• Community Themes and Strengths Assessment (CTSA): Landscape Review	16
• Local Public Health System Assessment (LPHSA)	18
• Forces of Change Assessment (FOCA)	20
• Prioritization of Strategic Issues	20
Key Findings of Strategic Issue: Behavioral Health	21
Key Findings of Strategic Issue: Health Status Improvement	27
Key Findings of Strategic Issue: Affordable Housing	30
References	35
Appendices	36
• Appendix A: Access to Impact DuPage Assessments	36
• Appendix B: Summary Community Themes and Strengths Assessment (Landscape Review)	37
• Appendix C: Summary Local Public Health System Assessment	40
• Appendix D: Summary Forces of Change Assessment	42

## Executive Summary

The Community Health Needs Assessment (CHNA) is a collaborative effort of partners of Impact DuPage including AMITA Health. The purpose of the CHNA is to provide a community plan that is developed by and for the community. The assessment and planning process is required every three years for hospitals and every five years for local health departments. The DuPage County Health Department has aligned its assessment with the three-year hospital requirements to avoid duplication of efforts. In August 2013, a group of community leaders formed Impact DuPage, with the purpose to create a common understanding of community needs, gaps and priorities that will advance the well-being of the DuPage County community. To achieve this, Impact DuPage will engage community stakeholders in a coordinated approach to ongoing community needs assessment, resulting in data-driven solutions to address county priorities, align resources, and improve population level outcomes. The vision of Impact DuPage is "creating a common understanding of community needs, gaps, and priorities that will advance the well-being of the DuPage County community."

### ***Collaborative Process and Assessment Methodology***

In 2018, the Impact DuPage convened to conduct the second iteration of the MAPP process. MAPP is a community-driven, strategic planning framework that assists communities in developing and implementing efforts around the prioritization of public health issues and the identification of resources to address them, as defined by the 10 Essential Public Health Services. The MAPP process has six phases which include four assessments. The *Mobilizing and Organizing Partners to Achieve Health Equity* supplemental guide was used during this assessment process.

### **Community Health Status Assessment**

The Community Health Status Assessment (CHSA) or Community Profile is one of four assessments conducted as a part of the MAPP process. During this assessment, information regarding demographics, health status, health behaviors, and social determinants in the community is gathered and analyzed. Data is collected from a variety of resources and analyzed comparing local, state, and national benchmarks when available. The CHSA was conducted in June 2018.

### **Community Themes and Strengths Assessment**

The Community Themes and Strengths Assessment (CTSA) or Landscape Review aims to gather community members' perceptions, thoughts, opinions, and concerns regarding quality of life in DuPage County. This input provides valuable insight on the issues of importance to the community. The CTSA was conducted from January through April of 2018 with 1,577 responses.

### **Forces of Change Assessment**

The Forces of Change Assessment (FOCA) aims to identify all the forces and associated opportunities and

threats that can affect, either now or in the future, the local public health system. Forces may be social, economic, political, technological, environmental, scientific, legal, and/or ethical in nature. Forces can be trends, factors, or events. The FOCA was conducted in the winter of 2018 which included meetings with 11 distinct audiences.

### Local Public Health System Assessment

The Local Public Health System Assessment (LPHSA) was conducted on April 25, 2018 with 66 community leaders. The LPHSA is used to understand the overall strengths and weaknesses of the public health system based on the 10 Essential Public Health Services.

### ***Prioritization of Strategic Issues***

In the fall of 2018, the steering committee of Impact DuPage gathered to review key findings from the four MAPP assessments, identify cross-cutting themes and potential strategic issues, and prioritize a set of strategic issues. The Impact DuPage steering committee members used *Prioritization Criteria and Planning Worksheet* during the discussion of the previously identified strategic issues.

On December 14, 2018 the steering committee voted to adopt the following strategic issues as priority areas: Behavioral Health, Health Status Improvement and Affordable Housing.

### Behavioral Health

Behavioral health continues to be a chief concern in DuPage County. Addressing behavioral health requires attention to substance use disorders as well as mental health. The Impact DuPage Steering Committee's strategic question for this priority area is "How do we strengthen prevention and treatment of behavioral health issues for residents of DuPage County?"

#### *Why is this issue important in DuPage County?*

Data from the 2018 Impact DuPage Assessment indicated a need for immediate improvement in the availability of services for people with mental health issues, substance use disorders, or both. The Assessment also emphasized the need for prevention of substance use at an early age and the reduction of stigma surrounding behavioral health. Community Assessment results relevant to this area can be seen below.

#### Community Profile

- Between 2015 and 2017, the DuPage County age-adjusted rate of hospitalizations due to mental health were 47.1 hospitalizations per 10,000 adults (age 18 and older)<sup>1</sup>. During the same time, the DuPage County age-adjusted rate of hospitalization due to suicide or self-inflicted injury was 34.2 hospitalizations per 10,000 adults<sup>1</sup>. Both rates rank in the bottom 50% of Illinois counties.

- Between 2015 and 2017, the DuPage County age-adjusted rate of hospitalizations due to substance use were 9.2 hospitalizations per 10,000 adults<sup>1</sup>. This ranks in the bottom 50% of Illinois counties.
- In 2018, 39% of 12<sup>th</sup> graders reported consuming alcohol within the last 30 days<sup>2</sup> and 24% of 12<sup>th</sup> graders reported using marijuana within the last 30 days<sup>2</sup>. Both rank in the bottom 50% of Illinois counties.
- Deaths as a result of heroin and fentanyl have increased steadily from 33 such deaths in 2014 to 72 such deaths in 2017<sup>3</sup>

#### Landscape Review: Community Survey

- When asked “What do you think are the three most important health concerns in DuPage County?” 44% of respondents answered Drug Abuse, the most frequently chosen answer. 43% of respondents selected Mental Health Problems, the second-most frequently chosen answer.
- When asked “What are the top three risky behaviors in DuPage County?” 58% of respondents chose Drug Abuse, 34% chose Alcohol Abuse, and 15% chose Tobacco Use/Smoking. These were the first, second, and ninth-most frequently selected answers, respectively, for this question.
- When asked “Where should the community focus its attention to make things better in DuPage County?” 33% of respondents selected Access to Mental Health Treatment, the most frequently selected answer. 25% of respondents chose Access to Alcohol/Drug Abuse Treatment, the second-most frequently chosen answer.

#### Forces of Change – Trends, Factors, and Events that Affect Our Community

- The regional shortage of mental health and substance use disorder treatment providers does not meet the increasing demand for both forms of treatment.
- Development of treatment facilities for both mental health and substance use disorders has been met with resistance by people living near proposed building sites.
- Stigma towards people with mental health issues and substance use disorders is prevalent and prevents necessary conversations about how to correctly address the issues.
- Prevalent overprescribing of opioids leads to easier access and greater risk of developing a substance use disorder.
- The potential for legalization of recreational marijuana use comes with uncertainty for how it will affect DuPage County.
- The opioid epidemic continues to be a complex threat with increasing deaths from opioids and more people requiring treatment that cannot access or pay for it.

#### Local System Assessment: Strengths, Weaknesses, and Opportunities of the Local System

- Strengths
  - The existing efforts of the DuPage Narcan Program have helped curb a major epidemic.

---

<sup>1</sup> Illinois Hospital Association. 2017.

<sup>2</sup> Center for Prevention Research and Development. Illinois Youth Survey. 2018.

<sup>3</sup> DuPage County Coroner. *DuPage Narcan Program Annual Report 2017*. 2018.

- Weaknesses
  - It is difficult to determine if existing services are meeting the community’s mental health needs.
  - Treatment options for opioid use disorders are lacking.
  - More regulation of opioid prescriptions is necessary to prevent overprescribing.
- Opportunities
  - Improve the availability of treatment for both mental health and substance use disorders.

### Health Status Improvement

Health Status Improvement is the confluence of providing meaningful access to care and utilizing that care to produce improvements in health outcomes. The Impact DuPage Steering Committee’s strategic question for this priority area is “How do we build a person-centered model of healthcare that is efficient and effective, creates meaningful access to care for all and demonstratively improves health status?”

### *Why is this issue important in DuPage County?*

Data from the 2018 Impact DuPage Assessment indicated a need for continued focus on issues involving residents’ access to health and movement towards more positive health outcomes for DuPage residents. Community Assessment results relevant to this area can be seen below.

### Community Profile

- In 2017, 93.7% of adults (ages 19+) and 97.0% of children (under 19 years old) in DuPage County had health insurance<sup>4</sup>.
- In 2014, 9.3% of adults reported being unable to afford seeing a doctor<sup>5</sup>.
- In 2014, 85.0% of adults in DuPage County reported having a usual source of health care<sup>6</sup>.

### Landscape Review: Community Survey

- When asked “What are the three greatest strengths of DuPage County?” 20% of respondents answered Access to Health Care, the fifth-most frequently chosen answer.
- When asked “What do you think are the three most important health concerns in DuPage County?” 14% of respondents answered Not Having Insurance and 13% responded Cancers, the seventh and eighth-most frequently chosen answers, respectively.
- When asked “What are the top three risky behaviors in DuPage County?” 16% of respondents chose Not Having Insurance, the eighth-most frequently chosen answer.
- When asked “Where should the community focus its attention to make things better in DuPage County?” 16% of respondents selected Access to Health Care, the sixth-most frequently selected answer.

---

<sup>4</sup> United States Census. American Community Survey. 2018.

<sup>5</sup> Illinois Department of Public Health. Illinois Behavioral Risk Factor Surveillance System. Illinois Center for Health Statistics. 2014.

<sup>6</sup> Illinois Department of Public Health. Illinois Behavioral Risk Factor Surveillance System. Illinois Center for Health Statistics. 2014.

### Forces of Change – Trends, Factors, and Events that Affect Our Community

- Residents reported confusion over what is and is not covered by health insurance, and that health insurance was too expensive.
- There has been a decrease in the amount of money invested in safety nets designed to assist people with lower incomes.

### Local System Assessment: Strengths, Weaknesses, and Opportunities of the Local System

- Strengths
  - Language barriers are facilitated by cultural awareness and collaboration of services between FQHCs, Language Access DuPage Center, and the DuPage Federation.
  - Access DuPage, the DuPage Health Coalition, and DuPage County Health Department help fill coverage gaps and combine efforts across the County to serve people who need meaningful access to care.
- Weaknesses
  - A scarcity of resources available to social service agencies can hurt the interagency collaboration that best serves clients.
  - There are changes on the state and federal level with health insurance that leave residents in a state of confusion.
  - Access DuPage is not available to everyone in the County.
  - Funding and resources are limited and are continually changing.
- Opportunities
  - Raise awareness throughout the community of the services available to assist those in need.

### Affordable Housing

Affordable housing is the availability of housing that is appropriate and safe for all residents of DuPage County no matter their economic status. The Impact DuPage Steering Committee’s strategic question for this priority area is “How do we develop affordable housing that meets the demographic profile of the county?”

### *Why is this issue important in DuPage County?*

Data from the 2018 Impact DuPage Assessment indicated a need for continued focus on issues involving residents’ access to affordable housing in DuPage across a variety of different income levels and throughout the geography of the county. Community Assessment results relevant to this area can be seen below.

### Community Profile

- Between 2012 and 2016, 43.9% of renters in DuPage County spent 30% or more of their household income on rent<sup>7</sup>, a rate that ranks in the bottom 25% of Illinois counties.

---

<sup>7</sup> United States Census. American Community Survey. 2018.

- Between 2013 and 2017, 6.8% (62,247 people) of DuPage County residents were living below the Federal Poverty Level<sup>8</sup> There exist disparities with regards to race and ethnicity, with significantly higher rates of poverty among African-American residents as well as Latino/Latina residents.
- In January 2018, a point in time count found 280 homeless people in DuPage County<sup>9</sup>. The number rose to 299 in January 2019.

#### Landscape Review: Community Survey

- When asked “What do you think are the three most important health concerns in DuPage County?” 20% of respondents answered Housing that is Safe and Affordable, the fourth-most frequently chosen answer.
- When asked “Where should the community focus its attention to make things better in DuPage County?” 22% of respondents selected Affordable Housing and 12% selected Homeless Services, the third and ninth-most frequently selected answers, respectively.

#### Forces of Change – Trends, Factors, and Events that Affect Our Community

- DuPage stakeholders reported that the cost of living in DuPage was already high and seemed to be increasing.
- The availability of affordable housing was low in certain geographic areas of the County.
- Housing in DuPage is too expensive, including rising taxes.
- There is a lack of housing available for elderly individuals in DuPage.

Goals and actions plans will be developed and updated for each of these priority health issues. These action plans will be aligned with goals of Impact DuPage.

---

<sup>8</sup> United States Census. American Community Survey. 2018.

<sup>9</sup> DuPage Continuum of Care. 2019.

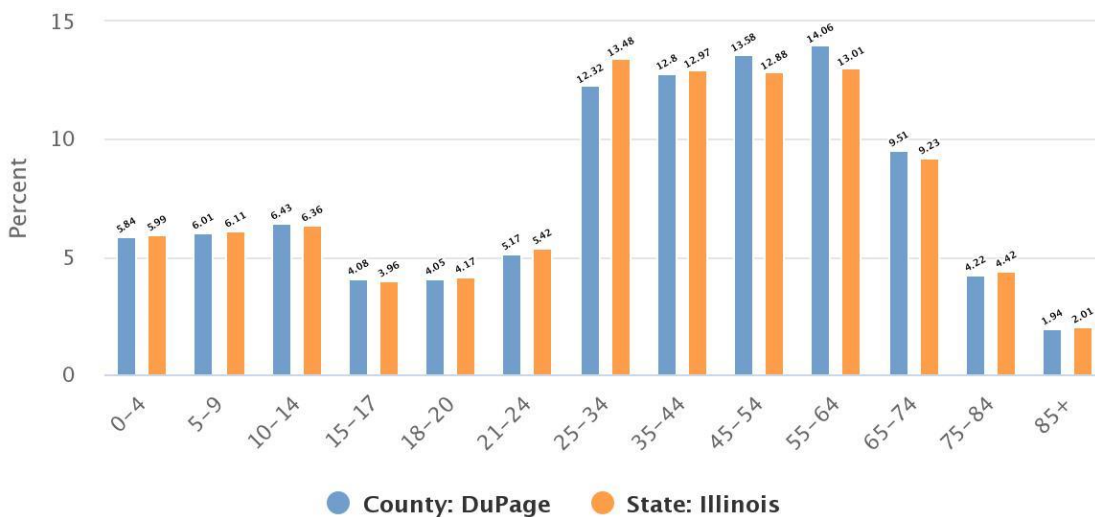


## Introduction

### Demographic Profile of DuPage County

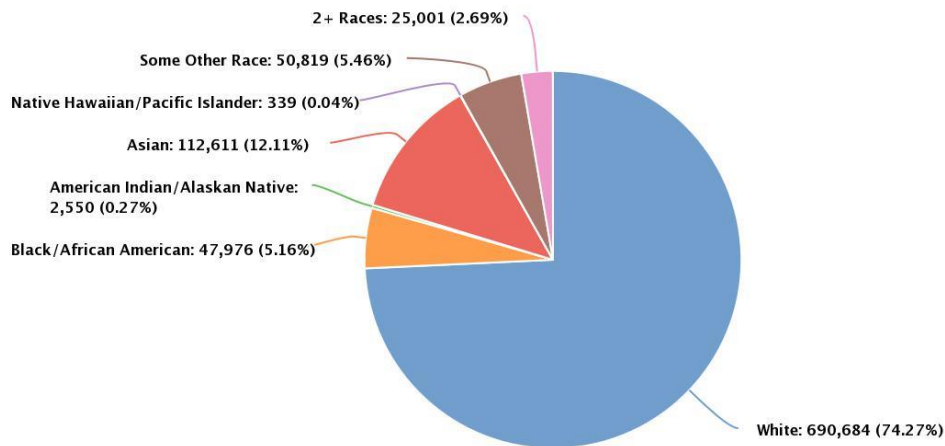
DuPage County is home to 929,026 residents. Between 2010 and 2018, the population of DuPage County changed by +1.32%, while the population of Illinois changed by -0.48%. Males make up 49.08% of the population and females 50.92%. The median age in DuPage County is 39.6 years. The most populous race is White (74.27%) followed by Asian (12.11%). Over 52% of the population is married.

Population by Age Group  
County: DuPage



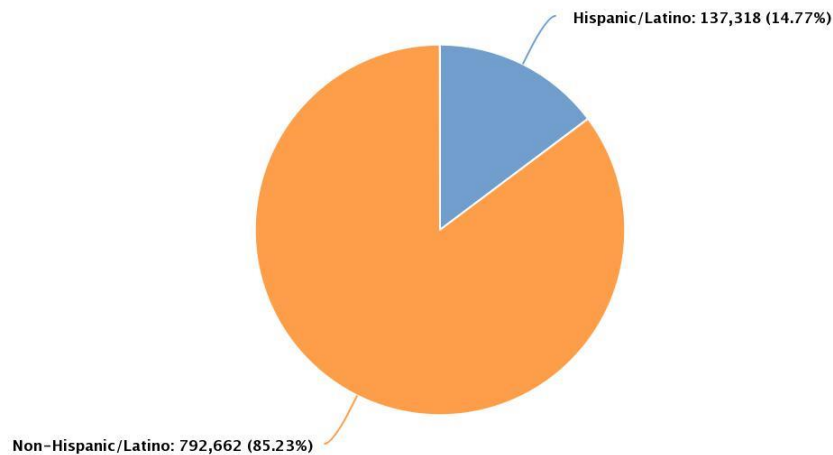
Claritas, 2019. [www.impactdupage.org](http://www.impactdupage.org)

### Population by Race County: DuPage



Claritas, 2019. [www.impactdupage.org](http://www.impactdupage.org)

### Population by Ethnicity County: DuPage

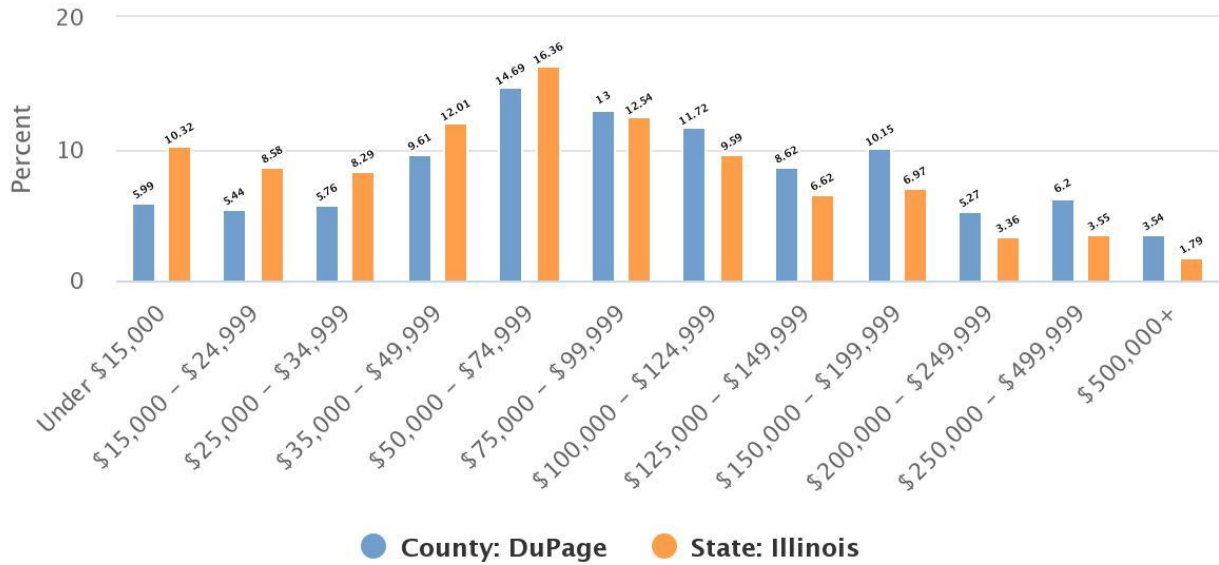


Claritas, 2019. [www.impactdupage.org](http://www.impactdupage.org)

Over 14 percent of the DuPage population are Hispanic or Latino, which is lower than the Illinois percentage of 17.62%. The median household size is 2.66 persons. The average household income is \$91,357 which is higher than Illinois household income of \$66,487. There are disparities among race for average household

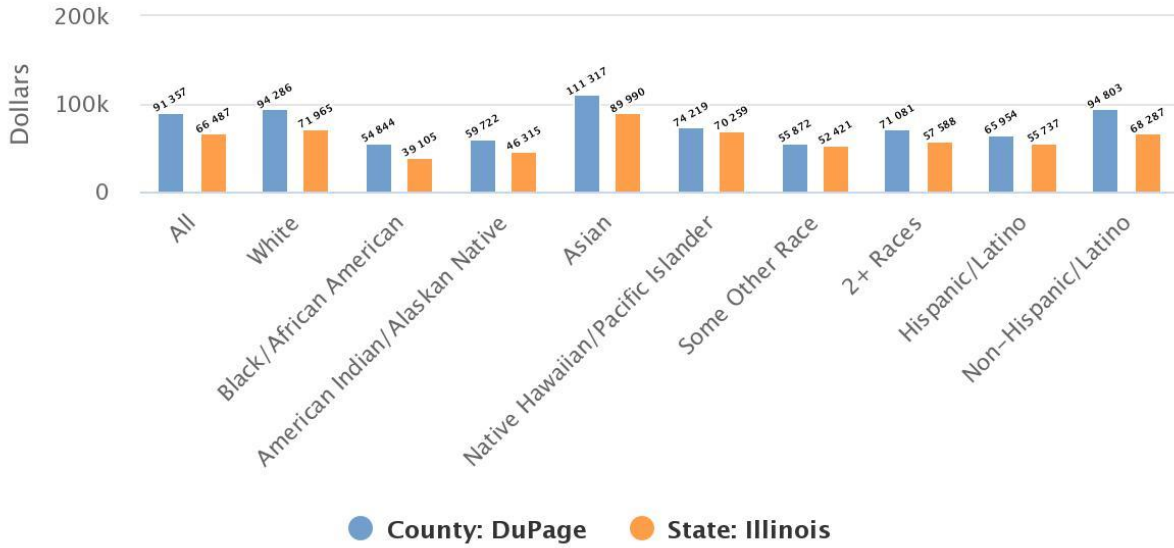
income in DuPage County. Asian populations have the highest median household income of \$111,317 while Black or African American median household income is \$54,844 and Other Race is \$55,872.

### Households by Income County: DuPage



Claritas, 2019. [www.impactdupage.org](http://www.impactdupage.org)

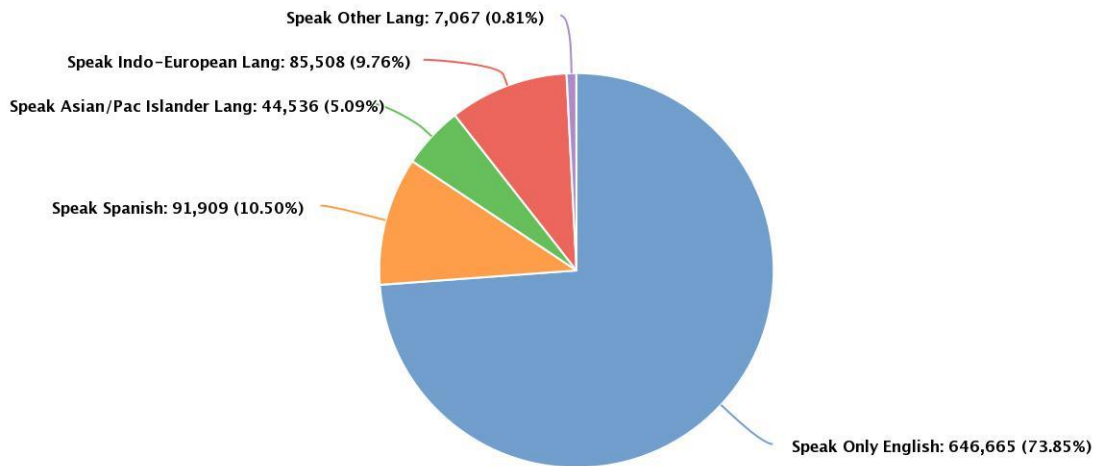
### Median Household Income by Race/Ethnicity County: DuPage



Claritas, 2019. [www.impactdupage.org](http://www.impactdupage.org)

Nearly 11% of households speak Spanish at home, which is lower than the Illinois percentage of 13.37%.

### Population Age 5+ by Language Spoken at Home County: DuPage



Claritas, 2019. [www.impactdupage.org](http://www.impactdupage.org)

## Impact DuPage

The Community Health Needs Assessment (CHNA) is a collaborative effort of partners of Impact DuPage including AMITA Health. The purpose of the CHNA is to provide a community plan that is developed by and for the community. The assessment and planning process is required every three years for hospitals and every five years for local health departments. The DuPage County Health Department has aligned its assessment with the three-year hospital requirements to avoid duplication of efforts. In August 2013, a group of community leaders formed Impact DuPage, with the purpose to create a common understanding of community needs, gaps and priorities that will advance the well-being of the DuPage County community. To achieve this, Impact DuPage will engage community stakeholders in a coordinated approach to ongoing community needs assessment, resulting in data-driven solutions to address county priorities, align resources, and improve population level outcomes. The vision of Impact DuPage is "creating a common understanding of community needs, gaps, and priorities that will advance the well-being of the DuPage County community."

The Impact DuPage steering committee meets quarterly to guide the overall assessment, planning, and evaluation process. Members commit their time and expertise, as well as dedicate resources to support Impact DuPage activities. Organizations involved in the Impact DuPage Steering Committee are listed below:

Advocate Aurora Health Care	DuPage PADs
AMITA Health	Family Shelter Service
Community Consolidated School District 89	Linden Oaks Behavioral Health (Edward Elmhurst Health)
DuPage Health Coalition	Metropolitan Family Services DuPage
DuPage County Community Services	Northwestern Medicine
DuPage County Health Department	People’s Resource Center
DuPage County Public Defender’s Office	Prairie State Legal Services, Inc.
DuPage Federation on Human Services Reform	workNet DuPage- DuPage Count Workforce Development
DuPage Foundation	United Way of Metro Chicago

The following community collaborative and coalitions adopt the priority strategies and goals of Impact DuPage to improve the health of the community:

Behavioral Health Collaborative	FORWARD DuPage
DuPage Health Coalition	HOPE Taskforce
DuPage Housing Collaborative	Prevention Leadership Team

The following partner organizations provide support in our assessment and planning activities, dedicating staff to collect and review data about the well-being of the DuPage County community.

- |  |                                     |
|--|-------------------------------------|
| Access DuPage                              | Edward-Elmhurst Health              |
| Advocate Good Samaritan Hospital           | FORWARD DuPage                      |
| AMITA Health                               | HOPE Fair Housing                   |
| DuPage Foundation                          | LOVE Christian Clearinghouse        |
| DuPage County Community Services           | Metropolitan Family Services DuPage |
| DuPage County Health Department            | Northern Illinois University        |
| DuPage County Regional Office of Education | Northwestern Medicine               |
| DuPage Federation on Human Services Reform | People’s Resource Center            |
| DuPage Health Coalition                    | United Way of DuPage/West Cook      |
| DuPage Mayors and Managers Conference      | WeGo Together for Kids              |
| DuPage Medical Group                       | YWCA Metropolitan Chicago           |
| DuPage Pads                                |                                     |

## Collaborative Process and Assessment Methodology

### Framework

In 2017-2018, Impact DuPage convened to conduct the second iteration of the MAPP process. MAPP is a community driven, strategic planning framework that assists communities in developing and implementing efforts around the prioritization of public health issues and the identification of resources to address them as defined by the 10 Essential Public Health Services. The MAPP process includes four assessments, as shown in the graphic to the right.

#### Community Health Status Assessment

The Community Health Status Assessment (CHSA) or Community Profile, is one of four assessments conducted as a part of the MAPP process. During this assessment, information regarding demographics, health status, health behaviors and social determinants in the community is gathered and analyzed. Data is collected from a variety of resources and analyzed comparing local, state, and national benchmarks when available.

The CHSA provides a picture of our community by answering two questions:

1. How healthy is the community?
2. What does the health status of the community look like?

To answer these questions, we use quantitative data from the Impact DuPage Community Dashboard, supplemented by additional data provided by the DuPage County Health Department's Communicable Disease and Epidemiology unit. The Community Dashboard also includes a Data Scoring Tool, which provides a summary of indicator comparisons and assists with identifying the most pressing needs in our community.

Indicators are organized in the following sections:

1. Demographics
2. Social Determinants of Health

MAPP Process Framework



3. Access to Care
4. Behavioral Risk Factors
5. Environmental Health
6. Mental Health
7. Maternal and Child Health
8. Chronic Conditions
9. Death, Injury, and Violence
10. Communicable Disease

#### Community Themes and Strengths Assessment

The Impact DuPage Landscape Review Committee was charged with the collection of contextual information that would help Impact DuPage understand DuPage County residents' perception of well-being. Using qualitative research methods, the Committee sought to answer the following questions:

1. What is important to the community?
2. How is quality of life perceived?
3. What assets can be used to improve community well-being?

#### *Updating Existing Qualitative Data Sources*

The Committee met between January 2018 and February 2018 to review the results of the previous landscape review community survey, discuss and select data collection methods, develop strategies for participant recruitment, and implement data collection. Members decided to keep the overall structure and scope of the 2014 landscape review community survey as it appears to have accurately captured resident perspectives regarding community well-being. However, the committee did decide to adjust certain aspects of the previous landscape review community survey such as minor changes to verbiage in order to ensure its accessibility to all DuPage residents. Therefore, the 2018 landscape review can be viewed as an update to the existing 2014 landscape review.

#### *Survey Design*

The Community Themes and Strengths Assessment (CTSA), a component of the Mobilizing for Action through Planning and Partnerships (MAPP) process, was a valuable resource for the Committee. The CTSA is often used by public health systems to evaluate community health by answering questions such as: *What is important to our community? How is quality of life perceived in our community? and What assets do we have that can be used to improve community health?*

After consulting several MAPP Community Themes and Strengths Assessment surveys from other



communities, the group selected one survey used by the Partnership for a Healthier Fairfax to serve as a template for the 2014 landscape review. Survey questions were adapted to make them applicable to DuPage County.

Since the current iteration of the Landscape Review is an update, it was determined that a pilot was not necessary. Instead, the committee used the results of the previous Landscape Review to adjust the survey for current needs.

Once the survey was finalized (Appendices II and III), countywide roll out details were determined. An electronic version of the survey was created in Survey Monkey. A paper version was created for respondents who may not have access to a computer or who may be uncomfortable with technology. Prior to the survey launch, communication tools were developed to promote the survey. Tools included an Impact DuPage flyer, an e-mail template, and social media messages (Appendices IV and V). The survey was administered in the community from February 13th – April 13th, 2018.

The survey contained questions on DuPage County's greatest strengths, important health concerns, risky behaviors, community and personal health, and where the community should focus its attention to make things better in DuPage County. The survey collected respondent demographic information including zip code, gender, age, marital status, children living in home, DuPage County residency, household income, level of education, race, ethnicity, where respondents receive healthcare and how they pay for healthcare. The survey was available in both English and Spanish.

#### *Survey Distribution*

Using the networks of Committee members, information regarding the launch of the survey was distributed via:

- Addison Resources Connect;
- Benedictine University;
- DuPage Chiefs of Police Association;
- DuPage County Board of Health;
- DuPage County Health Department Public Health Clinics;
- DuPage County Health Department Website;
- DuPage County Juvenile Justice Council;
- DuPage County Staff;
- DuPage Early Childhood Collaboration;
- DuPage Mayors and Managers Conference;
- Family Shelter Service;
- Glendale Heights Youth Commission;
- Healthy Lombard;
- Impact DuPage Networks;
- LOVE Christian Clearinghouse Newsletter;

- Municipal PIOs;
- North Central College;
- OHSEM EOC Tour - Girl Scout Parents;
- People's Resource Center Weekly Email;
- Prevention Leadership Team;
- Virtual Backpacks;
- Walk in Ministries;
- Weather Spotter Training Course Attendees; and
- Woodridge Park District.

Paper surveys were located at multiple DuPage County Health Department Public Health Clinics throughout the county. The survey was featured in village newsletters and various agency websites and social media accounts.

Committee members were mindful of the sample size's margin of error and confidence level. According to several survey research sources, a population of 1,000,000 (DuPage County's total population estimate for 2018 is 929,026) requires at least 384 respondents for a 5% margin of error (answers reflect the view of the population) and at least 664 respondents for a 99% confidence level (the sample accurately samples the population). Both of these thresholds were surpassed with the survey's total of 1,577 responses.

#### Local Public Health System Assessment

The Local System Assessment is designed to answer two key questions, "What are the components, activities, competencies, and capacities of our local service provider system?" and "How are the 10 Essential Services being provided to our community?"

On April 25, 2018, Impact DuPage hosted a meeting of community stakeholders to assess the capacity of the local service provider system. The Impact DuPage Local System Assessment Committee met monthly between January 2018 and April 2018 to set the agenda for the meeting, brainstorm keynote speakers and facilitators, and develop a diverse invite list to ensure broad representation across the local system. In accordance with the MAPP process, the assessment utilized the National Public Health Performance Standards Local Assessment Instrument, version 3.0, to collect feedback and score how well the DuPage County local system is delivering the 10 Essential Public Health Services.

The 10 Essential Public Health Services include:

1. Monitor health status to identify and solve community health problems.
2. Diagnose and investigate health problems and health hazards in the community.
3. Inform, educate, and empower people about health issues.
4. Mobilize community partnerships and action to identify and solve health problems.
5. Develop policies and plans that support individual and community health efforts.
6. Enforce laws and regulations that protect health and ensure safety.
7. Link people to needed personal health services and assure the provision of health care when otherwise unavailable.
8. Assure competent public and personal health care workforce.
9. Evaluate effectiveness, accessibility, and quality of personal and population-based health services.
10. Research for new insights and innovative solutions to health problems.



A total of 63 community leaders attended the Local System Assessment event on April 25, 2018. During this event, participants were encouraged to think broadly about “public health” and the importance of assessing all factors that support the health and well-being of our residents,

### Forces of Change Assessment

The Forces of Change Assessment (FOCA) aims to answer the following questions:

1. What is occurring or might occur that affects the well-being of our residents or the local system?
2. What specific threats or opportunities are generated by these occurrences?

The FOCA was facilitated by the Impact DuPage Core Team, comprised of DuPage County Health Department staff. Facilitated brainstorming sessions were conducted with community leaders to identify forces such as trends, factors, or events that are influencing the quality of life and health of the community. To obtain wide-ranging input, the assessment was conducted with 11 distinct audiences during meetings held in the winter of 2018. The groups that participated in the brainstorming sessions were the Neighborhood Resource Centers, Community Hunger Network, Impact DuPage Steering Committee, Healthy Lombard, Willowbrook Corners Coalition, Bensenville Youth Services Coalition, Prevention Leadership Team, DuPage County Community Services Manager Meeting, the DuPage County Health Department (DCHD) Leadership staff, and the DCHD Board of Health.

### ***Prioritization of Strategic Issues***

In the fall of 2018, the steering committee of Impact DuPage gathered to review key findings from the four MAPP assessments, identify cross-cutting themes and potential strategic issues, and prioritize a set of strategic issues. The Impact DuPage steering committee members used *Prioritization Criteria and Planning Worksheet* during the discussion of the previously identified strategic issues.

On December 14, 2018 the steering committee voted to adopt the following strategic issues as priority areas: Behavioral Health, Health Status Improvement and Affordable Housing.

## Key Findings of Strategic Issue: Behavioral Health

Behavioral health continues to be a top concern in DuPage County. Addressing behavioral health requires attention to substance use disorders as well as mental health. The Impact DuPage Steering Committee’s strategic question for this priority area is “How do we strengthen prevention and treatment of behavioral health issues for residents of DuPage County?”

*Why is this issue important in DuPage County?*

Data from the 2018 Impact DuPage Assessment indicated the following priority needs:

Needs	Target Populations
<ul style="list-style-type: none"> <li>• Immediate improvement in the availability of services for people with mental health issues, substance use disorders or both.</li> <li>• Prevention of substance use at an early age.</li> <li>• Reduction of stigma surrounding behavioral health.</li> </ul>	<ul style="list-style-type: none"> <li>• Adults</li> <li>• Youth</li> <li>• Non-Hispanic Black or African, American Indian or Native Alaskan</li> <li>• Zip codes: Warrenville (60555); Westmont (60559); Winfield (60190); Wheaton (60187).</li> </ul>

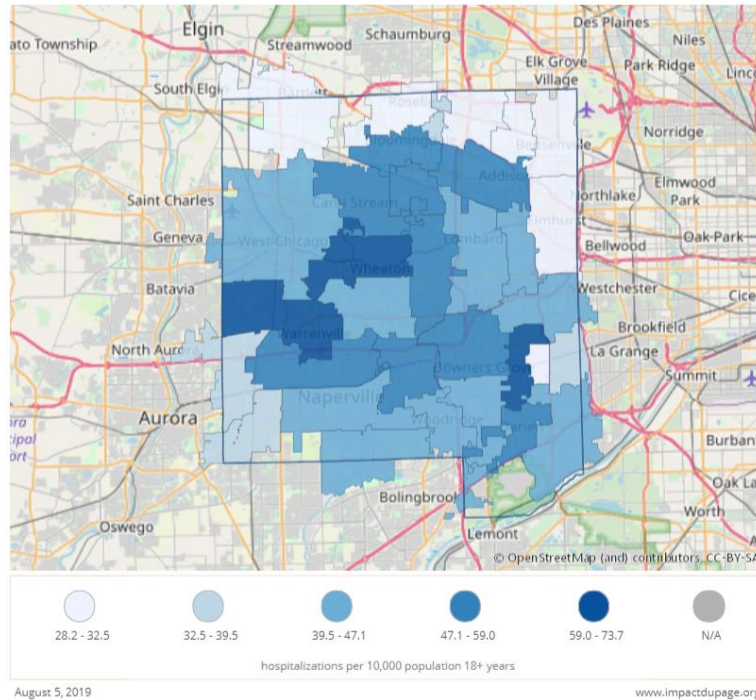
Community Assessment results relevant to this area can be seen below.

### Community Profile

- Between 2015 and 2017, the DuPage County age-adjusted rate of hospitalizations due to mental health were 47.1 hospitalizations per 10,000 adults (age 18 and older)<sup>1</sup>. The zip codes with the highest hospitalization rates (darkest blue) were: Warrenville (60555); Westmont (60559); Winfield (60190); Wheaton (60187).

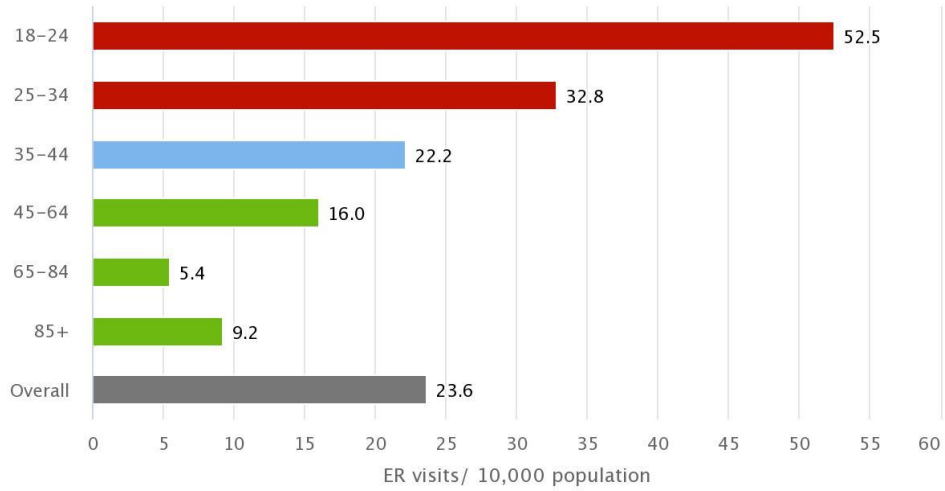
Age-Adjusted Hospitalization Rate due to Mental Health  
Zip Code

Data Source: Illinois Hospital Association  
Measurement Period: 2015-2017



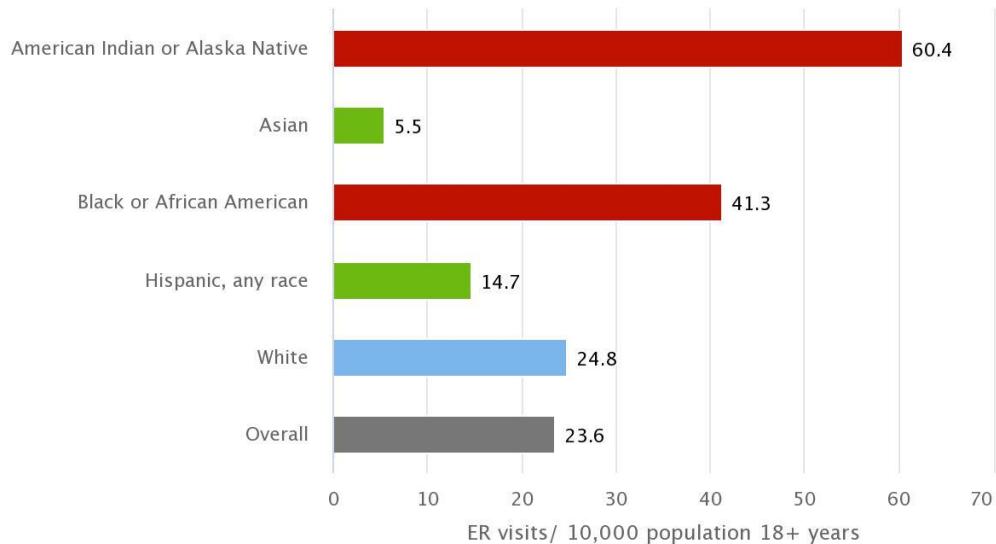
- During the same time, the DuPage County age-adjusted rate of hospitalization due to suicide or self-inflicted injury was 34.2 hospitalizations per 10,000 adults<sup>1</sup>. Both rates are in the bottom 50% of Illinois counties. The zip codes with the highest hospitalization rates were consistent with the statistic above: Warrenville (60555); Westmont (60559); Winfield (60190); Wheaton (60187).
- There is disparity among age and race/ethnicity for age-adjusted ER rate for suicide and intentional self-harm in DuPage County. The average age of suicide victim taken to ER is 23.6 years. The suicide hospitalization rate is higher for non-Hispanic Black or African American and Native American or Alaskan Native.

ER Rate due to Suicide and Intentional Self-inflicted Injury by Age  
County: DuPage



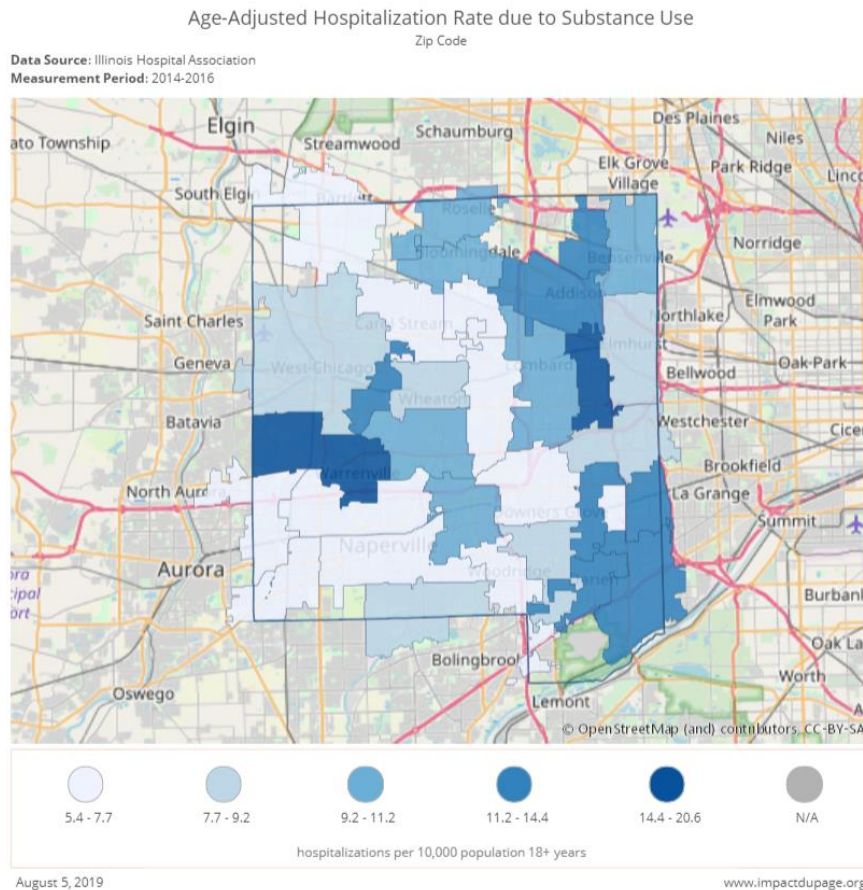
Source: Illinois Hospital Association (2014-2016)  
Please note that crude age group rates are being compared to the overall age-adjusted value.  
[www.impactdupage.org](http://www.impactdupage.org)

Age-Adjusted ER Rate due to Suicide and Intentional Self-inflicted Injury by  
Race/Ethnicity  
County: DuPage



Source: Illinois Hospital Association (2014-2016)  
[www.impactdupage.org](http://www.impactdupage.org)

- Between 2015 and 2017, the DuPage County age-adjusted rate of hospitalizations due to substance use were 9.2 hospitalizations per 10,000 adults<sup>10</sup>. This ranks in the bottom 50% of Illinois counties. The zip codes with the highest hospitalization rates were Villa Park/Oakbrook Terrace (60181) & Warrenville (60555), which can be seen on the map below.



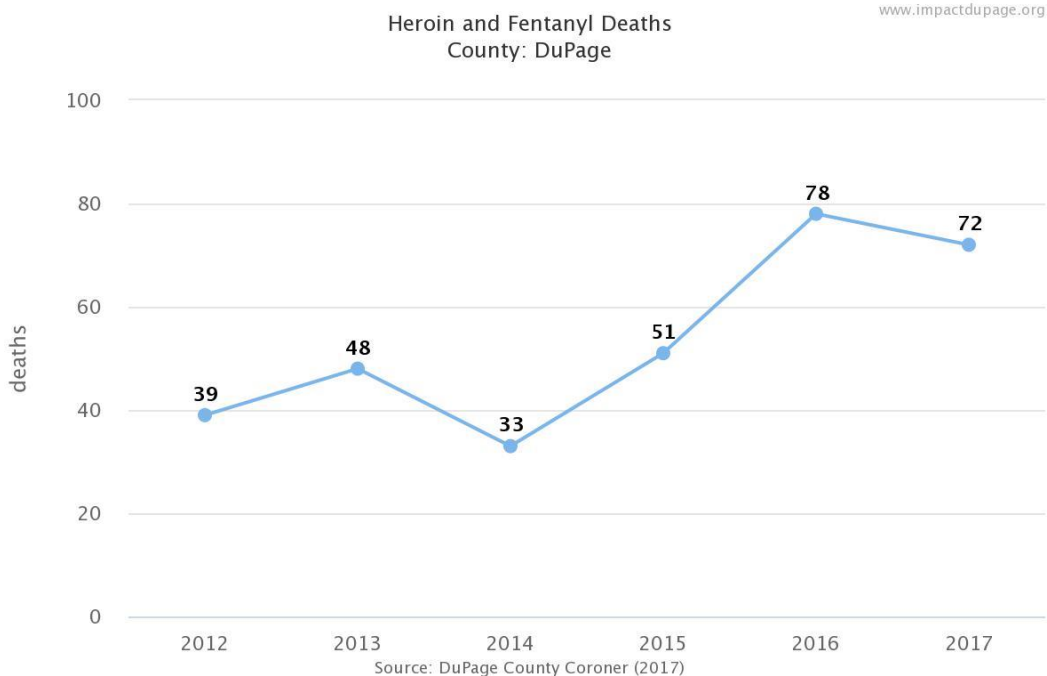
- In 2018, 39% of 12<sup>th</sup> graders reported consuming alcohol within the last 30 days<sup>2</sup> and 24% of 12<sup>th</sup> graders reported using marijuana within the last 30 days<sup>11</sup>. Both are in the bottom 50% of Illinois counties.
- Deaths as a result of heroin and fentanyl have increased steadily from 33 such deaths in 2014 to 72 such deaths in 2017<sup>12</sup>.

<sup>10</sup> Illinois Hospital Association. 2017.

<sup>11</sup> Center for Prevention Research and Development. Illinois Youth Survey. 2018.

<sup>12</sup> DuPage County Coroner. *DuPage Narcan Program Annual Report 2017*. 2018.





#### Landscape Review: Community Survey

- When asked “What do you think are the three most important health concerns in DuPage County?” 44% of respondents answered Drug Abuse, the most frequently chosen answer. 43% of respondents selected Mental Health Problems, the second-most frequently chosen answer.
- When asked “What are the top three risky behaviors in DuPage County?” 58% of respondents chose Drug Abuse, 34% chose Alcohol Abuse, and 15% chose Tobacco Use/Smoking. These were the first, second, and ninth-most frequently selected answers, respectively, for this question.
- When asked “Where should the community focus its attention to make things better in DuPage County?” 33% of respondents selected Access to Mental Health Treatment, the most frequently selected answer. 25% of respondents chose Access to Alcohol/Drug Abuse Treatment, the second-most frequently chosen answer.

#### Forces of Change – Trends, Factors, and Events that Affect Our Community

- The regional shortage of mental health and substance use disorder treatment providers does not meet the increasing demand for both forms of treatment.
- Development of treatment facilities for both mental health and substance use disorders has been met with resistance by people living near proposed building sites.
- Stigma towards people with mental health issues and substance use disorders is prevalent and prevents necessary conversations about how to correctly address the issues.
- Prevalent overprescribing of opioids leads to easier access and greater risk of developing a substance use disorder.

- The potential for legalization of recreational marijuana use comes with uncertainty for how it will affect DuPage County.
- The opioid epidemic continues to be a complex threat with increasing deaths from opioids and more people requiring treatment that cannot access or pay for it.

#### Local System Assessment: Strengths, Weaknesses, and Opportunities of the Local System

- Strengths
  - The existing efforts of the DuPage Narcan Program have helped curb a major epidemic.
- Weaknesses
  - It is difficult to determine if existing services are meeting the community's mental health needs.
  - Treatment options for opioid use disorders are lacking.
  - More regulation of opioid prescriptions is necessary to prevent overprescribing.
- Opportunities
  - Improve the availability of treatment for both mental health and substance use disorders.

## Key Findings of Strategic Issue: Health Status Improvement

Health Status Improvement is the confluence of providing meaningful access to care and utilizing that care to produce improvements in health outcomes. The Impact DuPage Steering Committee’s strategic question for this priority area is “How do we build a person-centered model of healthcare that is efficient and effective, creates meaningful access to care for all and demonstrably improves health status?”

*Why is this issue important in DuPage County?*

Data from the 2018 Impact DuPage Assessment indicated the following priority needs:

Needs	Target Populations
<ul style="list-style-type: none"> <li>• Continued focus on issues involving residents’ access to health</li> <li>• Movement towards more positive health outcomes for DuPage residents</li> </ul>	<ul style="list-style-type: none"> <li>• Adults 25-34 years</li> <li>• Hispanic , Latino and Other ethnicities</li> </ul>

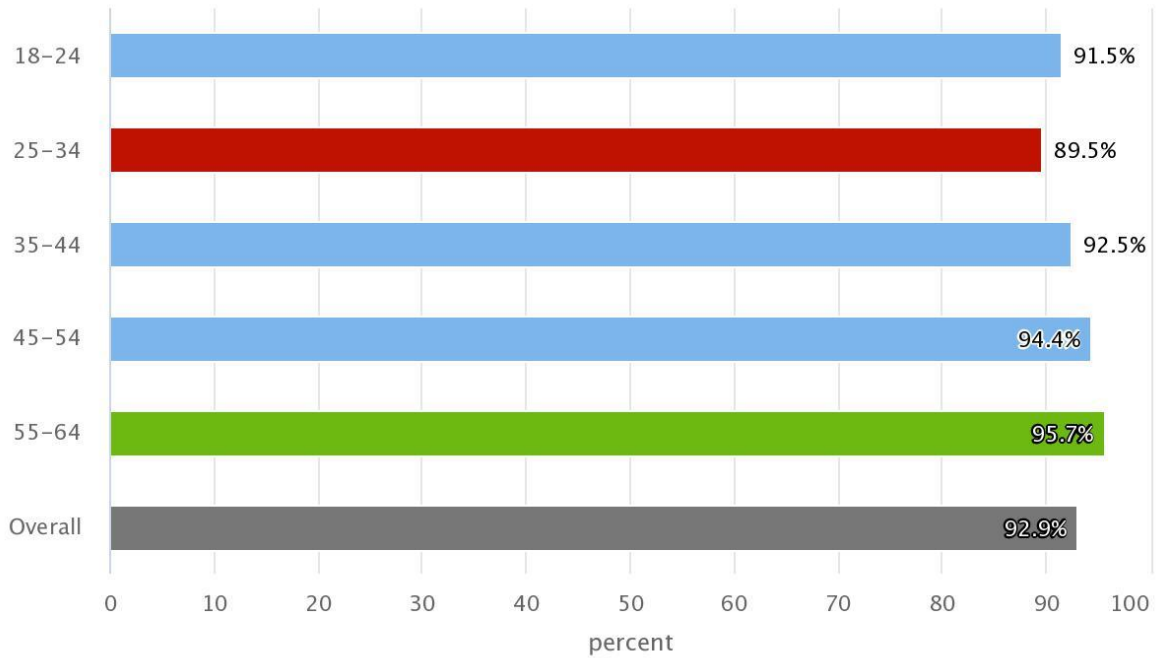
Community Assessment results relevant to this area can be seen below.

### Community Profile

- In 2017, 93.7% of adults (ages 19+) and 97.0% of children (under 19 years old) in DuPage County had health insurance<sup>13</sup>. Those ages 25-34 had lower percentage of health insurance coverage as well as Hispanic and Latino ethnicities.

<sup>13</sup> United States Census. American Community Survey. 2018.

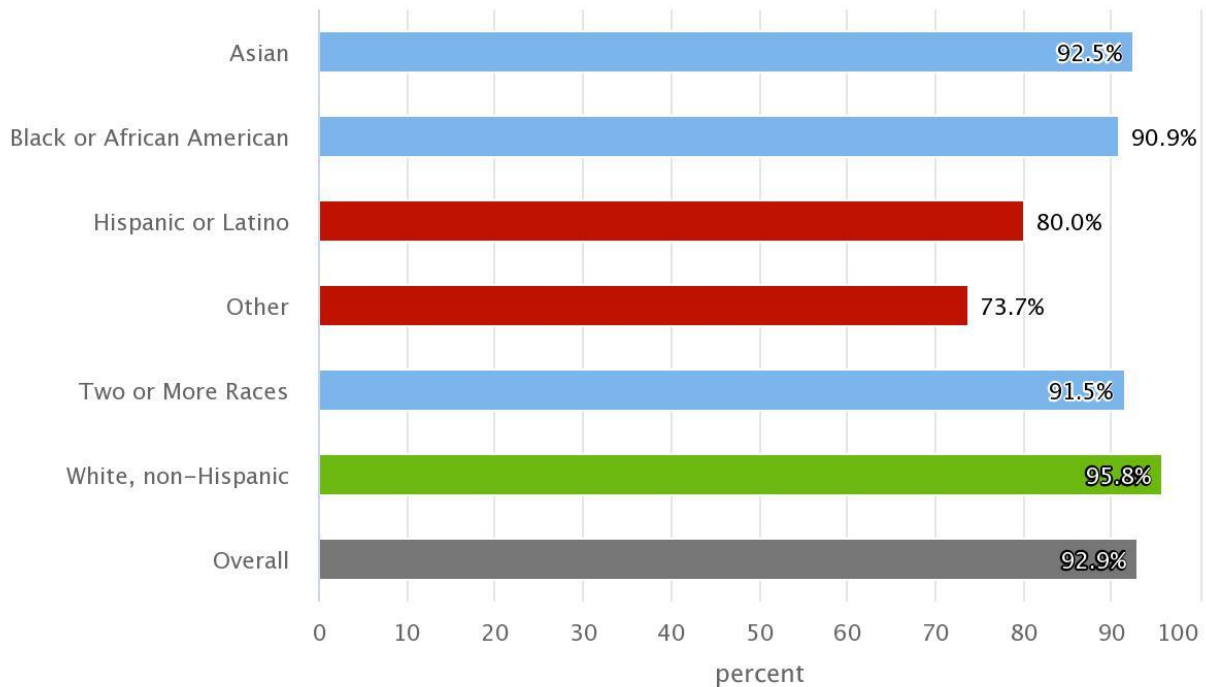
Adults with Health Insurance: 18–64 by Age  
County: DuPage



Source: American Community Survey (2016)

www.impactdupage.org

Adults with Health Insurance: 18–64 by Race/Ethnicity  
County: DuPage



Source: American Community Survey (2016)

www.impactdupage.org

- In 2014, 9.3% of adults reported being unable to afford seeing a doctor<sup>14</sup>.
- In 2014, 85.0% of adults in DuPage County reported having a usual source of health care<sup>15</sup>.

#### Landscape Review: Community Survey

- When asked “What are the three greatest strengths of DuPage County?” 20% of respondents answered Access to Health Care, the fifth-most frequently chosen answer.
- When asked “What do you think are the three most important health concerns in DuPage County?” 14% of respondents answered Not Having Insurance and 13% responded Cancers, the seventh and eighth-most frequently chosen answers, respectively.
- When asked “What are the top three risky behaviors in DuPage County?” 16% of respondents chose Not Having Insurance, the eighth-most frequently chosen answer.
- When asked “Where should the community focus its attention to make things better in DuPage County?” 16% of respondents selected Access to Health Care, the sixth-most frequently selected answer.

#### Forces of Change – Trends, Factors, and Events that Affect Our Community

- Residents reported confusion over what is and is not covered by health insurance, and that health insurance was too expensive.
- There has been a decrease in the amount of money invested in safety nets designed to assist people with lower incomes.

#### Local System Assessment: Strengths, Weaknesses, and Opportunities of the Local System

- Strengths
  - Language barriers are facilitated by cultural awareness and collaboration of services between FQHCs, Language Access DuPage Center, and the DuPage Federation.
  - Access DuPage, the DuPage Health Coalition, and DuPage County Health Department help fill coverage gaps and combine efforts across the County to serve people who need meaningful access to care.
- Weaknesses
  - A scarcity of resources available to social service agencies can hurt the interagency collaboration that best serves clients.
  - There are changes on the state and federal level with health insurance that leave residents in a state of confusion.
  - Access DuPage is not available to everyone in the County.
  - Funding and resources are limited and are continually changing.
- Opportunities
  - Raise awareness throughout the community of the services available to assist those in need.

<sup>14</sup> Illinois Department of Public Health. Illinois Behavioral Risk Factor Surveillance System. Illinois Center for Health Statistics. 2014.

<sup>15</sup> Illinois Department of Public Health. Illinois Behavioral Risk Factor Surveillance System. Illinois Center for Health Statistics. 2014.

## Key Findings of Strategic Issue: Affordable Housing

Affordable housing is the availability of housing that is appropriate and safe for all residents of DuPage County no matter their economic status. The Impact DuPage Steering Committee’s strategic question for this priority area is “How do we develop affordable housing that meets the demographic profile of the county?”

*Why is this issue important in DuPage County?*

Data from the 2018 Impact DuPage Assessment indicated the following priority need and populations:

Needs	Populations
<ul style="list-style-type: none"> <li>Continued focus on issues involving residents’ access to affordable housing in DuPage across a variety of different income levels and throughout the geography of the county.</li> </ul>	<ul style="list-style-type: none"> <li>Homeless population</li> <li>African-American residents</li> <li>Latino/Latina residents</li> <li>Ages birth-24 years</li> <li>Women</li> <li>Zip code: Addison (60101); Bartlett (60103)</li> </ul>

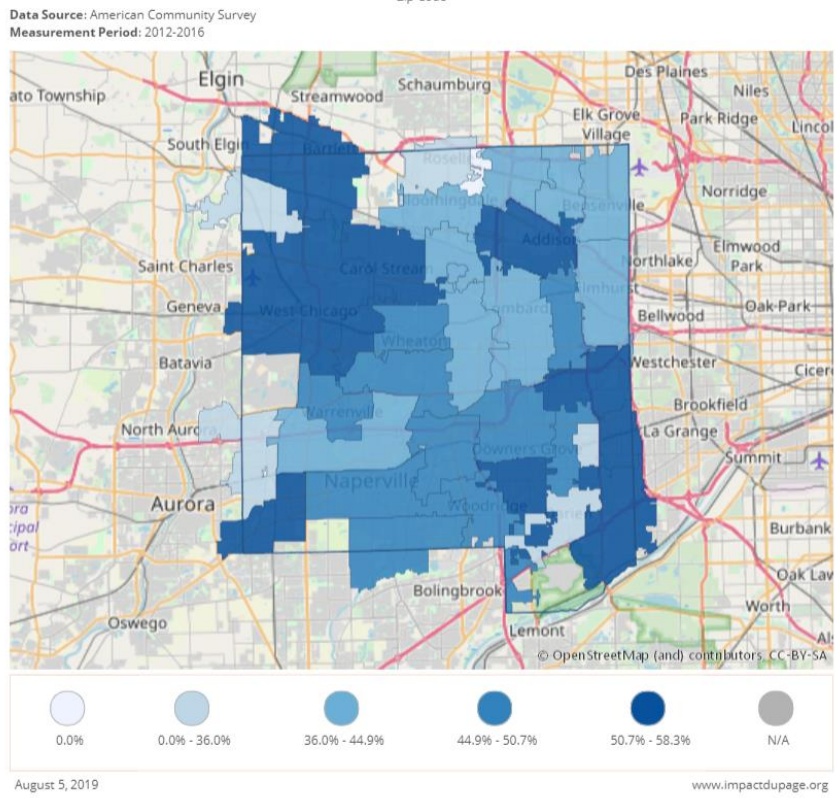
Community Assessment results relevant to this area can be seen below.

### Community Profile

- Between 2012 and 2016, 43.9% of renters in DuPage County spent 30% or more of their household income on rent<sup>16</sup>, a rate that is in the bottom 25% of Illinois counties. The areas shaded darkest blue on the map below represent higher percentages of households spending 30% or more on rent. The zip code communities that have the highest percent of renters spending 30% or more of their income on rent are Addison (60101) and Bartlett (60103). Nearly 60% of renters in these two communities spend 30% or more of their income on rent.

<sup>16</sup> United States Census. American Community Survey. 2018.

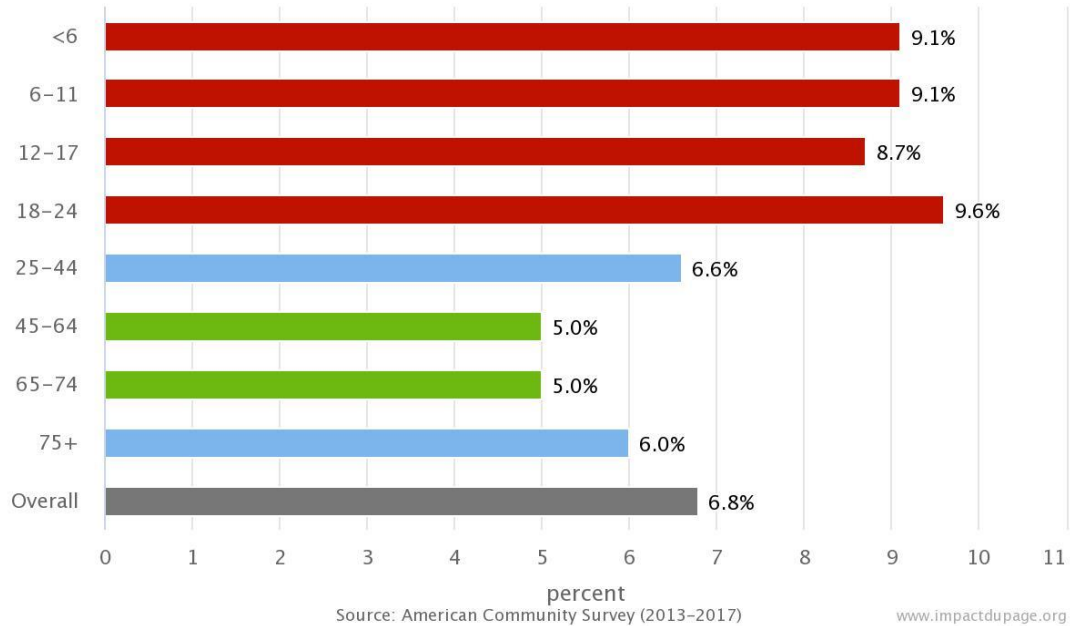
Renters Spending 30% or More of Household Income on Rent



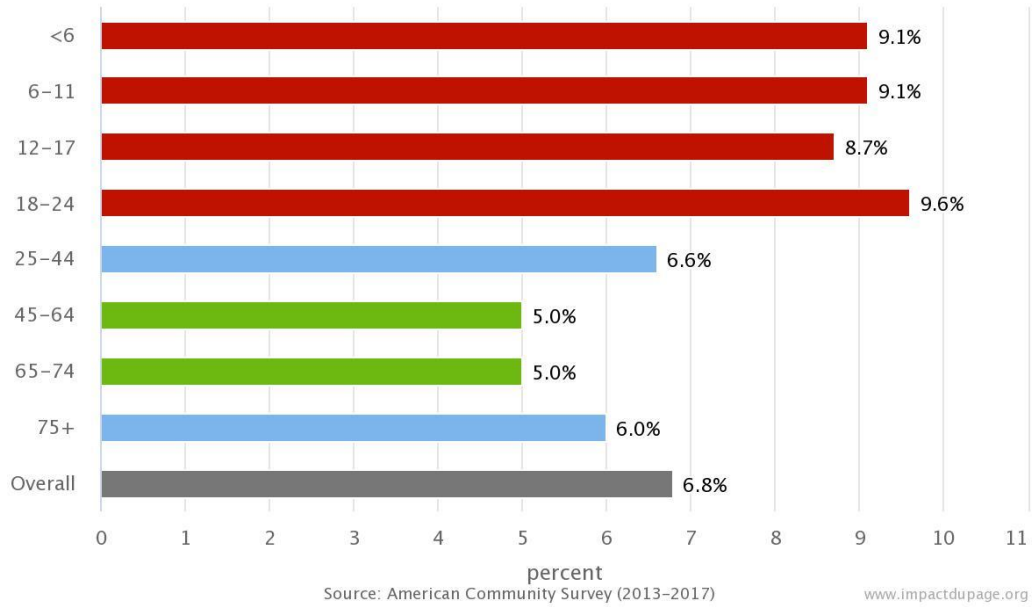
- Between 2013 and 2017, 6.8% (62,247 people) of DuPage County residents were living below the Federal Poverty Level<sup>17</sup>. There exists disparities with regards to race and ethnicity, with significantly higher rates of poverty among African-American residents as well as Latino/Latina residents.

<sup>17</sup> United States Census. American Community Survey. 2018.

People Living Below Poverty Level by Age  
County: DuPage

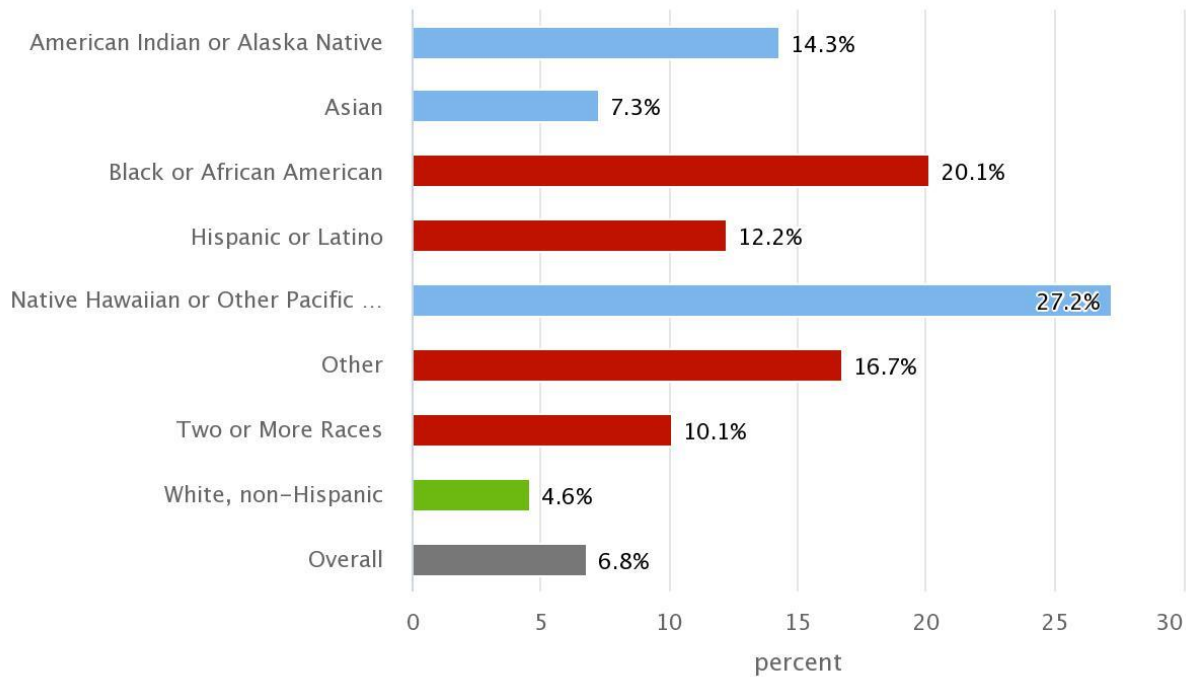


People Living Below Poverty Level by Age  
County: DuPage



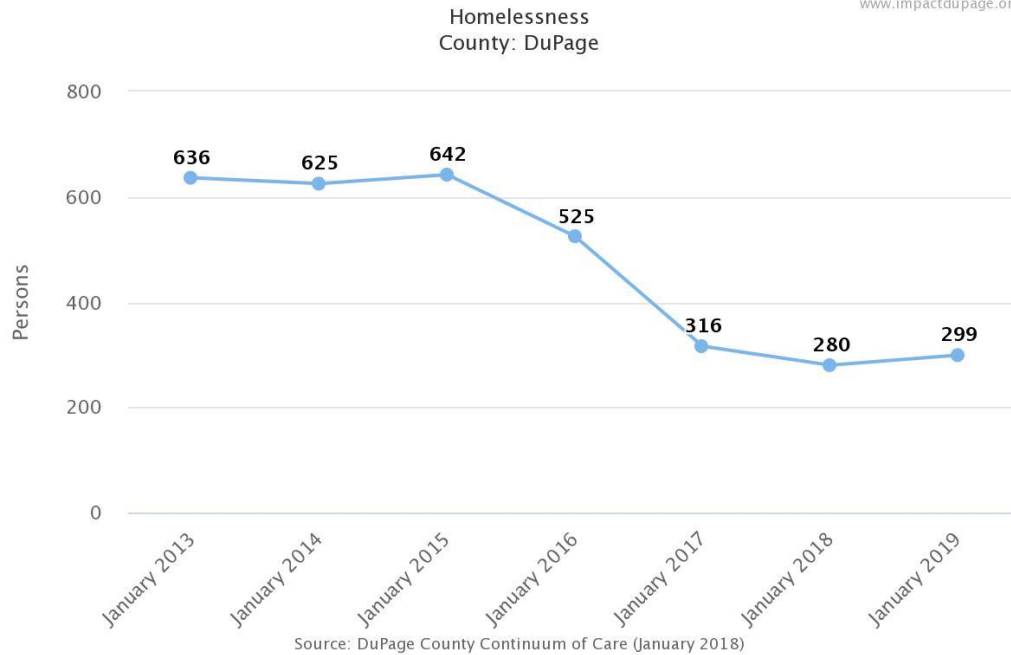


People Living Below Poverty Level by Race/Ethnicity  
County: DuPage



- In January 2018, a point in time count found 280 homeless people in DuPage County<sup>18</sup>. The number rose to 299 in January 2019.

<sup>18</sup> DuPage Continuum of Care. 2019.



**Landscape Review: Community Survey**

- When asked “What do you think are the three most important health concerns in DuPage County?” 20% of respondents answered Housing that is Safe and Affordable, the fourth-most frequently chosen answer.
- When asked “Where should the community focus its attention to make things better in DuPage County?” 22% of respondents selected Affordable Housing and 12% selected Homeless Services, the third and ninth-most frequently selected answers, respectively.

**Forces of Change – Trends, Factors, and Events that Affect Our Community**

- DuPage stakeholders reported that the cost of living in DuPage was already high and seemed to be increasing.
- The availability of affordable housing was low in certain geographic areas of the County.
- Housing in DuPage is too expensive, including rising taxes.
- There is a lack of housing available for elderly individuals in DuPage.

## References

Center for Prevention Research and Development. Illinois Youth Survey. 2018.

Claritas, 2019. [www.impactdupage.org](http://www.impactdupage.org)

DuPage Continuum of Care. 2019.

DuPage County Coroner. *DuPage Narcan Program Annual Report 2017*. 2018.

Illinois Department of Public Health. Illinois Behavioral Risk Factor Surveillance System. Illinois Center for Health Statistics. 2014.

Illinois Hospital Association. 2017.

National Association of County and City Health Officials. (2016). Health inequity: A charge for public health. Washington, DC: National Association of County and City Health Officials.

National Association of County and City Health Officials. (2015). Available from: [archived.naccho.org/topics/infrastructure/mapp/framework/clearinghouse/upload/Worksheet-CHSA-Indicator-List.pdf](http://archived.naccho.org/topics/infrastructure/mapp/framework/clearinghouse/upload/Worksheet-CHSA-Indicator-List.pdf).

United States Census. American Community Survey. 2018.

United States Department of Health and Human Services, Office of Disease Prevention and Health Promotion (2015). Healthy People 2020. Available from: <https://www.healthypeople.gov/2020/Leading-Health-Indicators>.

World Health Organization, Commission on the Social Determinants of Health. (2008). Closing the gap in a generation: Health equity through action on the social determinants of health. Final report of the commission on social determinants of health (p. 248). Geneva: World Health Organization.

## Appendix A: Access to Impact DuPage Assessments

All four MAPP assessments can be accessed and viewed in their entirety on the Impact DuPage webpage:

[www.impactdupage.org](http://www.impactdupage.org)

- Find Data
- Impact DuPage Assessment

The following appendices are a small sample summary of these assessments.

## Appendix B: Summary Community Themes & Strengths Assessment (Landscape Review)

### Landscape Review

The Impact DuPage Landscape Review Committee<sup>19</sup> (Committee) was charged with the collection of contextual information that would help Impact DuPage understand DuPage County residents' perception of well-being. Using qualitative research methods, the Committee sought to answer the following questions:

1. What is important to the community?
2. How is quality of life perceived?
3. What assets can be used to improve community well-being?

### Updating Existing Qualitative Data Sources

The Committee met between January 2018 and February 2018 to review the results of the previous landscape review community survey, discuss and select data collection methods, develop strategies for participant recruitment, and implement data collection. Members decided to keep the overall structure and scope of the 2014 landscape review community survey as it appears to have accurately captured resident perspectives regarding community well-being. However, the committee did decide to adjust certain aspects of the previous landscape review community survey such as minor changes to verbiage in order to ensure its accessibility to all DuPage residents. Therefore, the 2018 landscape review can be viewed as an update to the existing 2014 landscape review.

### Survey Methodology

#### *Survey Design*

The Community Themes and Strengths Assessment (CTSA), a component of the Mobilizing for Action through Planning and Partnerships (MAPP) process, was a valuable resource for the Committee. The CTSA is often used by public health systems to evaluate community health by answering questions such as: *What is important to our community? How is quality of life perceived in our community? and What assets do we have that can be used to improve community health?*

After consulting several MAPP Community Themes and Strengths Assessment surveys from other communities, the group selected one survey used by the Partnership for a Healthier Fairfax to serve as a template for the 2014 landscape review. Survey questions were adapted to make them applicable to DuPage County.

Since the current iteration of the Landscape Review is an update, it was determined that a pilot was not necessary. Instead, the committee used the results of the previous Landscape Review to adjust the survey for

current needs.

Once the survey was finalized (Appendices II and III), countywide roll out details were determined. An electronic version of the survey was created in SurveyMonkey. A paper version was created for respondents who may not have access to a computer or who may be uncomfortable with technology. Prior to the survey launch, communication tools were developed to promote the survey. Tools included an Impact DuPage flyer, an e-mail template, and social media messages (Appendices IV and V). The survey was administered in the community from February 13th – April 13th, 2018.

The survey contained questions on DuPage County’s greatest strengths, important health concerns, risky behaviors, community and personal health, and where the community should focus its attention to make things better in DuPage County. The survey collected respondent demographic information including zip code, gender, age, marital status, children living in home, DuPage County residency, household income, level of education, race, ethnicity, where respondents receive healthcare and how they pay for healthcare. The survey was available in both English and Spanish.

**Survey Findings**

A total of 1,577 responses were collected from DuPage County residents. Of those, 1,496 completed the survey in English and 81 completed the survey in Spanish. The summary below contains the ten highest ranking selections with the three highest ranking selections bolded for most questions.

*What are the three greatest strengths of DuPage County?*

- |  |  |
|--|--|
| 1. <b>Good Schools (59%)</b>                 | 6. Friendly Community (20%)                |
| 2. <b>Low Crime/Safe Neighborhoods (40%)</b> | 7. Clean Environment (14%)                 |
| 3. <b>Parks and Recreation (37%)</b>         | 8. Good Jobs and Healthy Economy (13%)     |
| 4. Police/Fire/Rescue Services (23%)         | 9. Walkable/Bikeable Community (13%)       |
| 5. Access to Healthcare (20%)                | 10. Access to Affordable/Healthy Food (9%) |

*What do you think are the three most important health concerns in DuPage County?*

- |   |                               |
|---|-------------------------------|
| 1. <b>Drug Abuse (44%)</b>                          | 6. Bullying (15%)             |
| 2. <b>Mental Health Problems (43%)</b>              | 7. Not Having Insurance (14%) |
| 3. <b>Too Much Screen Time/Technology Use (21%)</b> | 8. Aging (13%)                |
| 4. Housing that is Safe and Affordable (20%)        | 8. Cancers (13%)              |
| 5. Obesity (18%)                                    | 10. Suicide (10%)             |

*What are the top three risky behaviors in DuPage County?*

1. **Drug Abuse (58%)**
2. **Alcohol Abuse (34%)**
3. **Too Much Screen Time/Technology Use (30%)**
4. Being Overweight (29%)
5. Poor Nutrition/Eating Habits (26%)
6. Lack of Exercise (22%)
7. Lack of Car Safety (18%)
8. Lack of Insurance (16%)
9. Unfairness Towards Other Races/Cultures (15%)
10. Tobacco Use/Smoking (15%)

*How would you rate the health of our community?*

1. **Somewhat Healthy (45%)**
2. Healthy (36%)
3. Somewhat Unhealthy (13%)
4. Very Healthy (4%)
5. Unhealthy (3%)
6. Very Unhealthy (<1%)

*How would you rate your personal health?*

1. **Healthy (48%)**
2. Somewhat Healthy (28%)
3. Very Healthy (12%)
4. Somewhat Unhealthy (8%)
5. Unhealthy (3%)
6. Very Unhealthy (1%)

*Where should the community focus its attention to make things better in DuPage County?*

1. **Access to Mental Health Treatment (33%)**
2. **Access to Alcohol/Drug Abuse Treatment (25%)**
3. **Good Jobs and Healthy Economy (22%)**
4. **Affordable Housing (22%)**
5. Low Crime/Safe Neighborhoods (19%)
6. Access to Healthcare (16%)
7. Schools (15%)
8. Reduce Bullying (13%)
9. Homeless Services (12%)
10. Access to Affordable Child Care (12%)

## Appendix C: Summary Local Public Health System Assessment

### Local System Assessment

Local System Assessment Meeting – April 25, 2018

The Local System Assessment is designed to answer two key questions, “What are the components, activities, competencies, and capacities of our local service provider system?” and “How are the 10 Essential Services being provided to our community?”

On April 25, 2018, Impact DuPage hosted a meeting of community stakeholders to assess the capacity of the local service provider system. The Impact DuPage Local System Assessment Committee met monthly between January 2018 and April 2018 to set the agenda for the meeting, brainstorm keynote speakers and facilitators, and develop a diverse invite list to ensure broad representation across the local system. In accordance with the MAPP process, the assessment utilized the National Public Health Performance Standards Local Assessment Instrument, version 3.0, to collect feedback and score how well the DuPage County local system is delivering the 10 Essential Public Health Services.

The 10 Essential Public Health Services include:

1. Monitor health status to identify and solve community health problems.
2. Diagnose and investigate health problems and health hazards in the community.
3. Inform, educate, and empower people about health issues.
4. Mobilize community partnerships and action to identify and solve health problems.
5. Develop policies and plans that support individual and community health efforts.
6. Enforce laws and regulations that protect health and ensure safety.
7. Link people to needed personal health services and assure the provision of health care when otherwise unavailable.
8. Assure competent public and personal health care workforce.
9. Evaluate effectiveness, accessibility, and quality of personal and population-based health services.
10. Research for new insights and innovative solutions to health problems.

A total of 63 community leaders attended the Local System Assessment event on April 25, 2018. During this event, participants were encouraged to think broadly about “public health” and the importance of assessing all factors that support the health and well-being of our residents.

### Scoring

Breakout group facilitators worked to obtain consensus on the score for each Performance Measure under the Model Standards of each Essential Service. Participants were asked to score the entire system, not specific organizations. Voting was conducted using voting cards, and the scoring options included:



- 0 % - No Activity
- 1 – 25% - Minimal Activity
- 26 – 50% - Moderate Activity
- 51 – 75% - Significant Activity
- 76 – 100% - Optimal Activity

### **Results of the Assessment**

The Essential Services receiving the highest scores:

- Essential Service 6: Enforce Laws (100.0)
- Essential Service 5: Develop Policies/Plans (95.8)
- Essential Service 2: Diagnose and Investigate (93.1)
- Essential Service 4: Mobilize Community Partnerships (83.3)
- Essential Service 1: Monitor Health Status (72.2)

The Essential Services receiving the lowest scores:

- Essential Service 9: Evaluate Services (70.8)
- Essential Service 7: Link People to Needed Services (65.6)
- Essential Service 3: Inform, Educate, Empower (58.3)
- Essential Service 10: Research Innovative Solutions (49.3)
- Essential Service 8: Assure a Competent Workforce (37.5)

## Appendix D: Summary Forces of Change Assessment

### Forces of Change

The Forces of Change Assessment (FOCA) is centered around answering the questions:

**“What is occurring or might occur that affects the well-being of our residents or the local system?”**

**“What specific threats or opportunities are generated by these occurrences?”**

The FOCA was facilitated by the Impact DuPage Core Team, comprised of DuPage County Health Department staff. Facilitated brainstorming sessions were conducted with community leaders to identify forces such as trends, factors, or events that are influencing the quality of life and health of the community. To obtain wide-ranging input, the assessment was conducted with 11 distinct audiences during meetings held in the winter of 2018. The groups that participated in the brainstorming sessions were the Neighborhood Resource Centers, Community Hunger Network, Impact DuPage Steering Committee, Healthy Lombard, Willowbrook Corners Coalition, Bensenville Youth Services Coalition, Prevention Leadership Team, DuPage County Community Services Manager Meeting, the DuPage County Health Department (DCHD) Leadership staff, and the DCHD Board of Health.

### Findings

The 11 groups of community leaders discussed forces, threats, and opportunities across eight categories: Social, Economic, Political, Technological, Environmental, Scientific, Legal, and Ethical. The results of the discussions were reviewed to determine the themes that were most commonly discussed within the groups.

These sections are meant to summarize the discussion and are not necessarily reflective of the positions of any participating agency. Statements are the perspectives and perception of the individuals who participated and have not been verified. The results of these discussions are listed below.

#### Employment and Wages:

There is a belief that unemployment rates are misleading and that more people are unemployed or not employed in the jobs they want or were trained for. People are taking part-time jobs because they cannot find a job in their field. There is a lack of jobs for young people, especially new grads, in DuPage County, which is leading to massive student debt. Another concern is that some jobs in DuPage are becoming obsolete and cannot grow towards the future. The problem with getting new industries in this area is the financial status of the state as well as the high taxes within the county.

#### Aging Population:

The population in DuPage County is aging which is creating new needs within the community. The aging population is putting stress on the local provider system. As individuals are aging, they are less likely to be financially prepared for their future. Older adults are getting laid off in prime earning years and replaced by

younger employees. There are not enough resources for adults in the community to help them get the latest education and resources they need to come back into the workforce and compete for good jobs.

#### Affordable Housing:

Expensive housing and high taxes have made it difficult for people to find housing in DuPage County. The increased cost of living has caused people to be priced out of their communities, potentially moving out of the county. Affordable housing should not all be located in the same community because it will cause segregation and a concern about creating bad communities. There is less housing available for the elderly and what is available comes at a high cost.

#### Technology and Social Media Use:

Social media can have a large influence on a child's mental health and wellbeing. Bullying and other acts experienced through social media can cause trauma to children and may contribute to teen depression and anxiety. There are rarely repercussions for bullies on social media. These are new zones of a child's life that are difficult for adults to monitor or get involved in until there is a crisis and it is too late. Parents need more education about ways to monitor/ limit access to technology, as well as more awareness on how to see warning signs of problems. Increased use of social media has led to changes in the way that a community is built and interacts, given that young people's community is mostly online. Sedentary lifestyles brought on by too much screen time are common and lead to poor health outcomes. An additional concern regarding technology is that it is difficult for low-income individuals to access the internet and own technological devices.

#### Transportation:

Transportation services within DuPage County are limited and people cannot get the services that they need because they do not have access to transportation. There is no sense of a true transportation system within the county, and there are limited public transit routes. Car maintenance is expensive, and there are many families who cannot afford to have cars. It is difficult for families to find transportation for their children to get to and from activities and for the elderly to find transportation to and from their medical services. Transporting older family members can take a toll on families and their job productivity. There may be an opportunity for hospitals to partner with ride-share companies to transport patients with transportation barriers.

#### Mental health:

Due to the regional shortage of mental health care providers, the demand for care cannot be met within the community. Stigma regarding mental health as well as substance abuse treatment facilities is still present. There is a "not in my backyard" mentality within DuPage County regarding treatment facilities. Improvements seen regarding mental health include law enforcement Crisis Intervention Teams and more criminal justice and mental health efforts. It seems like it is becoming more acceptable to admit mental health issues and more people are willing to seek treatment.

Gun access and gun violence:

Mental health needs to be addressed regarding violence and access to guns. Gun access is leading to more domestic violence. Gun violence within the country is causing stress, anxiety, and an uncertainty of safety for students, parents, and faculty within DuPage. There needs to be a balance between protecting individual rights and protecting the community. There is a lot of information in the media about guns and gun violence, and some of this information is misleading.

Funding:

The new tax plan is causing concern regarding how charitable contributions to nonprofits will be affected and whether there will be major cuts to federally funded programs. The impact of the tax plan will not be fully seen until late 2018 or in 2019. Funding for schools and property rates are being negatively affected by the state's budget/taxes. Lack of equity across schools and school districts' funding is a concern. Decreased financial support and grants for nonprofits leaves community organizations with fewer options to help fund essential programs. Local agencies are merging to do collaborative work that combines efforts and creates connections to overcome funding struggles.